가천교 진동측정 Data

Instantel

Event Report

Histogram Start Time	09:30:52 October 12, 2023	**Serial Number**	MP13276 V 10-75 Minimate Pro 4
Histogram Finish Time	09:30:21 October 12, 2023	**Battery Level**	4.1 Volts
Number of Intervals	5.00 at 5 seconds	**Unit Calibration**	January 9, 2019 by Instantel
Range	Geo:254.0 mm/s	**Geo1 Calibration**	SE13000, January 24, 2017 by Instantel
Sample Rate	1024sps	**File Name**	MP13276_20231012093052.IDFH
Job Number:	1		
Operator/Setup:	Operator 1/instantel.nsb		

Notes
Location
Client
Company
General note

	Tran	Vert	Long	
PPV	0.615	2.956	0.709	mm/s
ZC Freq	5.5	6.6	2.5	Hz
Date	Oct 12 /23	Oct 12 /23	Oct 12 /23	
Time	09:30:21	09:30:21	09:30:21	
Sensor Check	Disabled	Disabled	Disabled	
Frequency	***	***	***	Hz
Overswing Ratio	***	***	***	

Peak Vector Sum 2.956 mm/s on October 12, 2023 at 09:30:21

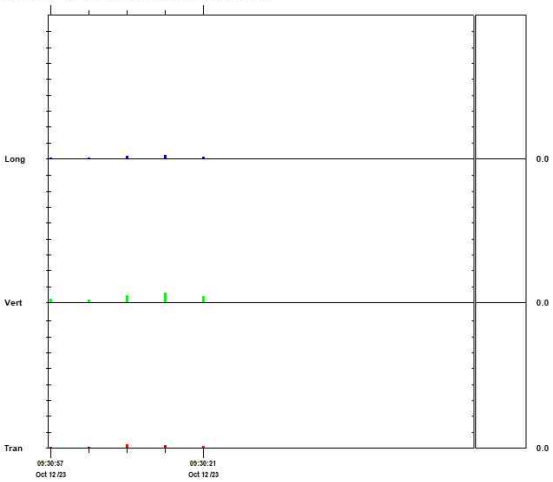

Time Scale: 5 seconds /div **Amplitude Scale:** Geo: 1.000 mm/s/div Sensor Check

Printed: October 27, 2023 (V 10.74) Format 71555-2015 Xmark Corporation

Instantel

Event Report

Histogram Start Time	09:32:38 October 12, 2023	**Serial Number**	MP13276 V 10-75 Minimate Pro 4
Histogram Finish Time	09:32:55 October 12, 2023	**Battery Level**	4.1 Volts
Number of Intervals	3.40 at 5 seconds	**Unit Calibration**	January 9, 2019 by Instantel
Range	Geo:254.0 mm/s	**Geo1 Calibration**	SE13000, January 24, 2017 by Instantel
Sample Rate	1024sps	**File Name**	MP13276_20231012093238.IDFH
Job Number:	1		
Operator/Setup:	Operator 1/instantel.nsb		

Notes
Location
Client
Company
General note

	Tran	Vert	Long	
PPV	0.473	3.878	0.544	mm/s
ZC Freq	8.0	8.8	>100	Hz
Date	Oct 12 /23	Oct 12 /23	Oct 12 /23	
Time	09:32:50	09:32:50	09:32:50	
Sensor Check	Passed	Passed	Passed	
Frequency	7.7	7.5	7.3	Hz
Overswing Ratio	3.5	3.8	3.8	

Peak Vector Sum 3.898 mm/s on October 12, 2023 at 09:32:50

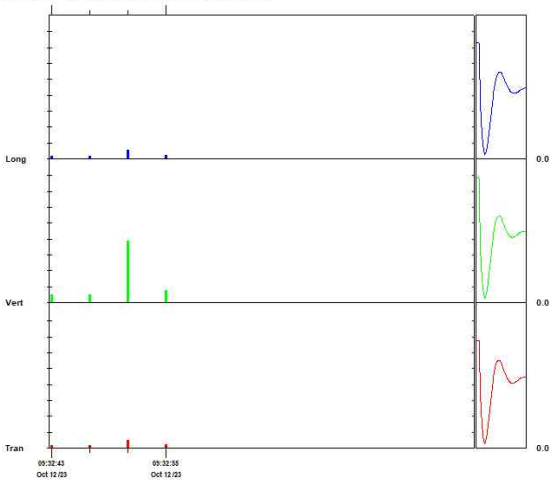

Time Scale: 5 seconds /div **Amplitude Scale:** Geo: 1.000 mm/s/div Sensor Check

Printed: October 27, 2023 (V 10.74) Format 71555-2015 Xmark Corporation

Instantel

Event Report

Histogram Start Time	09:33:25 October 12, 2023	**Serial Number**	MP13276 V 10-75 Minimate Pro 4
Histogram Finish Time	09:32:55 October 12, 2023	**Battery Level**	4.1 Volts
Number of Intervals	4.00 at 5 seconds	**Unit Calibration**	January 9, 2019 by Instantel
Range	Geo:254.0 mm/s	**Geo1 Calibration**	SE13000, January 24, 2017 by Instantel
Sample Rate	1024sps	**File Name**	MP13276_20231012093325.IDFH
Job Number:	1		
Operator/Setup:	Operator 1/instantel.nsb		

Notes
Location
Client
Company
General note

	Tran	Vert	Long	
PPV	0.772	3.728	0.757	mm/s
ZC Freq	2.5	3.1	2.5	Hz
Date	Oct 12 /23	Oct 12 /23	Oct 12 /23	
Time	09:32:55	09:32:55	09:32:55	
Sensor Check	Disabled	Disabled	Disabled	
Frequency	***	***	***	Hz
Overswing Ratio	***	***	***	

Peak Vector Sum 3.768 mm/s on October 12, 2023 at 09:32:55

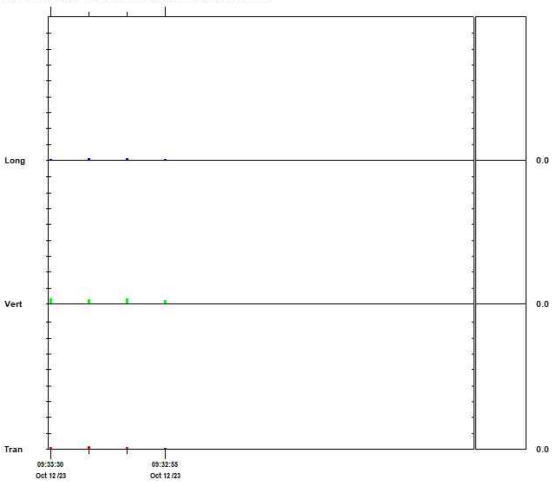

Time Scale: 5 seconds /div **Amplitude Scale:** Geo: 1.000 mm/s/div Sensor Check

Printed: October 27, 2023 (V 10.74) Format 71555-2015 Xmark Corporation

Instantel

Event Report

Histogram Start Time	09:35:18 October 12, 2023	**Serial Number**	MP13276 V 10-75 Minimate Pro 4
Histogram Finish Time	09:35:50 October 12, 2023	**Battery Level**	4.1 Volts
Number of Intervals	6.40 at 5 seconds	**Unit Calibration**	January 9, 2019 by Instantel
Range	Geo:254.0 mm/s	**Geo1 Calibration**	SE13000, January 24, 2017 by Instantel
Sample Rate	1024sps	**File Name**	MP13276_20231012093518.IDFH
Job Number:	1		
Operator/Setup:	Operator 1/instantel.nsb		

Notes
Location
Client
Company
General note

	Tran	Vert	Long	
PPV	0.636	4.201	0.378	mm/s
ZC Freq	8.3	8.8	>100	Hz
Date	Oct 12 /23	Oct 12 /23	Oct 12 /23	
Time	09:35:47	09:35:47	09:35:47	
Sensor Check	Passed	Passed	Passed	
Frequency	7.8	7.7	7.4	Hz
Overswing Ratio	3.6	3.5	3.7	

Peak Vector Sum 4.226 mm/s on October 12, 2023 at 09:35:47

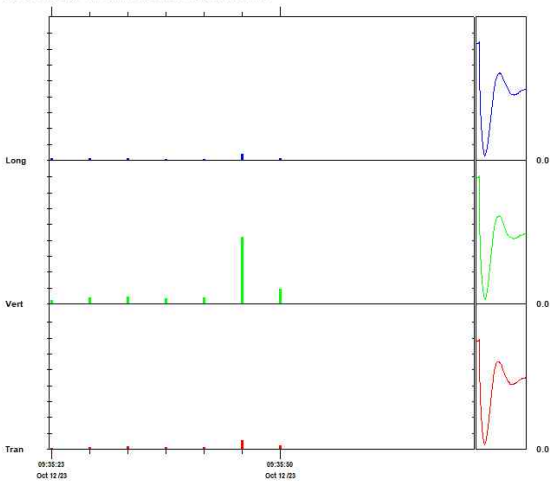

Time Scale: 5 seconds /div **Amplitude Scale:** Geo: 1.000 mm/s/div Sensor Check

Printed: October 27, 2023 (V 10.74) Format 71555-2015 Xmark Corporation